



Rice Market Situation and Outlook

THIRTEENTH SESSION OF THE AMIS GLOBAL FOOD MARKET INFORMATION GROUP

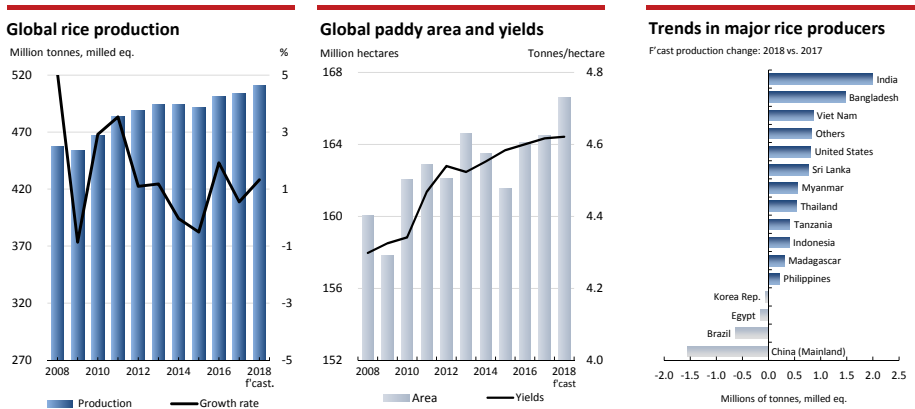
FAO Headquarters, Rome
3-4 May 2018

13th Session of the AMIS Global Food Market Information Group



GLOBAL RICE PRODUCTION

To grow by 1.3 percent to a fresh peak of 511 million tonnes. Improved margins expected to boost paddy plantings, especially in Asia.



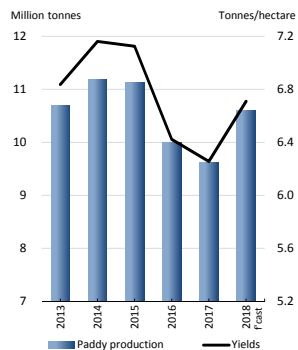
13th Session of the AMIS Global Food Market Information Group



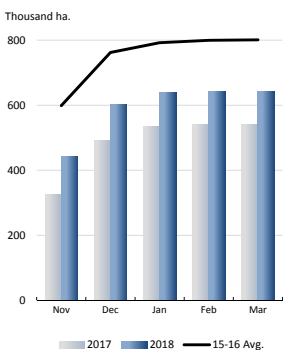
WHERE THE 2018 SEASON IS MORE ADVANCED

Growing conditions yield mixed results.

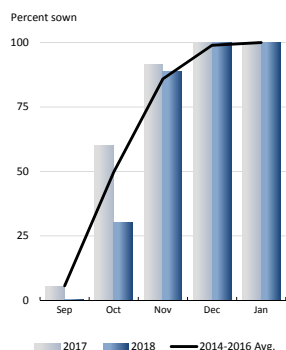
Vietnam: winter-spring production in the Mekong Delta



Sri Lanka: Main (Maha) crop sowing progress



Brazil: Sowing progress in Rio Grande do Sul



13th Session of the AMIS Global Food Market Information Group

3



IN THE NORTHERN HEMISPHERE

Much will depend on weather conditions during critical summer months. Planting decisions also swayed by government policies.

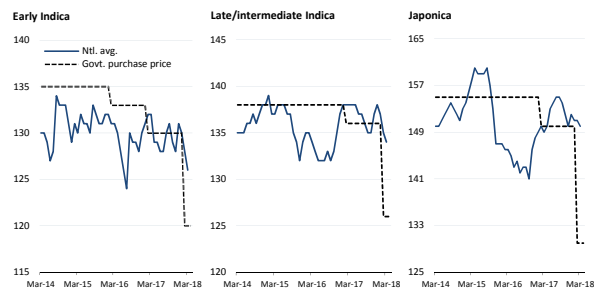
India: Minimum support prices

	2013	2014	2015	2016	2017
Minimum support prices (INR/quintal)					
Common	1310	1360	1410	1470	1550
Grade A	1345	1400	1450	1510	1590
Cost of production (INR/quintal)^{1/}					
Weighted Avg.	961	978	1020	1045	1117
MSP return over cost of production (%)					
Common	36	39	38	41	39
Grade A	-	-	-	-	-

Sources: Commission for Agricultural Costs and Prices, Department of Agriculture and Cooperation, Ministry of Agriculture and Farmers Welfare.

^{1/} Refer to all costs incurred, in cash and kind, as well as family labour (A2+FL).

China (Mainland): Avg. paddy prices and Government purchase prices (CNY/50 Kg)^{2/}



Sources: Ministry of Agriculture and Rural Affairs of the People's Republic of China and National Development and Reform Commission (NDRC).

^{2/} Changes in Government procurement prices are depicted as per their month of announcement.

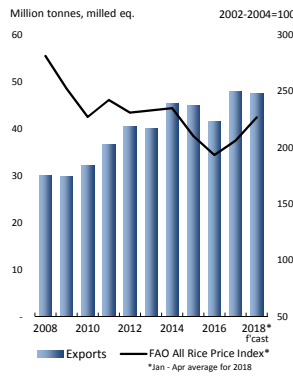
13th Session of the AMIS Global Food Market Information Group



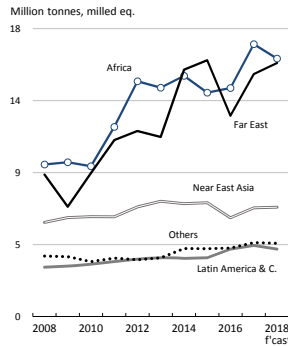
INTERNATIONAL TRADE IN RICE

Global rice deliveries to remain close to heights seen in 2017, despite reduced import needs in Africa and Latin America and the Caribbean.

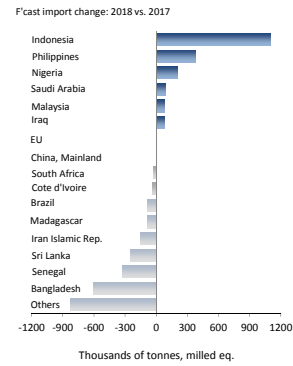
World trade and FAO Rice Price Index



Rice imports by region



Trends in selected rice importers



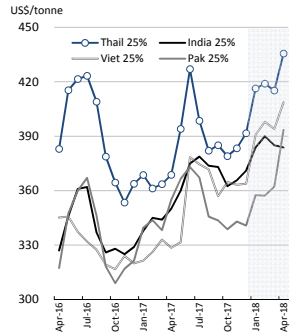
13th Session of the AMIS Global Food Market Information Group



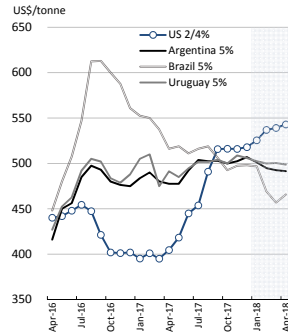
INTERNATIONAL RICE PRICES

Increase in all the major market segments, especially in the Indica and fragrant rice markets.

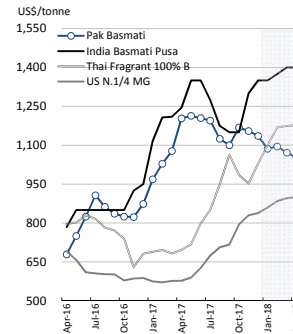
Export Prices of 25% Broken Rice in Asia



Higher Quality Indica Prices in the Americas



Aromatica and Japonica Prices



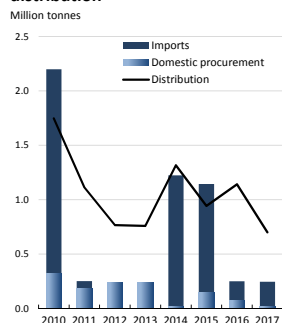
13th Session of the AMIS Global Food Market Information Group



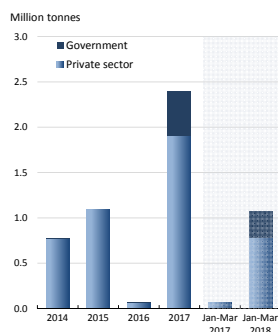
ASIAN BUYERS

Continue recurring to international markets to replenish rice reserves and quell pressure on domestic quotations.

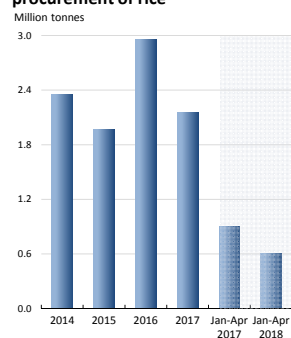
Philippines: public purchases and distribution



Bangladesh: rice imports



Indonesia: public domestic procurement of rice



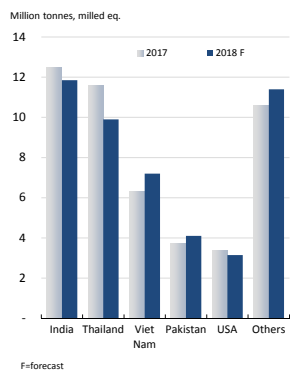
13th Session of the AMIS Global Food Market Information Group



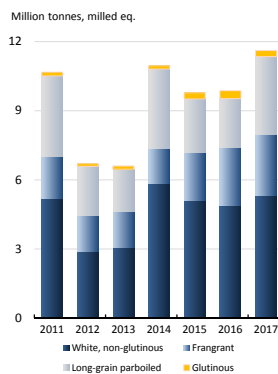
AMONG RICE EXPORTERS

India and Thailand to ship less in 2018, while Vietnamese exports rise markedly thanks to strong Asian demand for Indica rice and continued growth in fragrant and glutinous shipments.

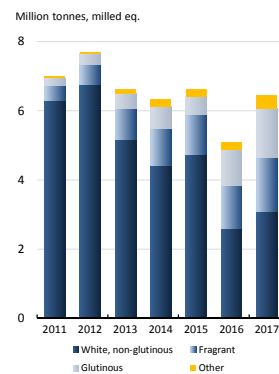
Rice exports by the major exporters



Thailand: rice exports



Viet Nam: official rice exports



13th Session of the AMIS Global Food Market Information Group



WORLD RICE UTILIZATION

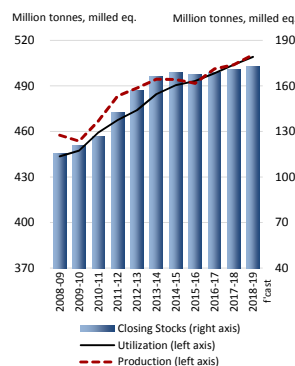
Greater food demand to sustain a 1.0 percent expansion in world rice use in 2018/19. Availability of cheaper alternatives and reduced public inventories to depress feed and industrial uses.

Global rice market summary

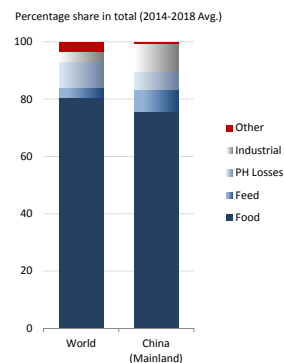
	2016-17	2017-18	2018-19	2018-19/ 2017-18
	f'cast	f'cast	f'cast	Var
	million tonnes, milled eq.			%
Production	501.2	503.9	510.6	1.3
Supply	713.2	721.4	730.0	1.2
Utilization	498.2	503.9	509.1	1.0
Food use	400.6	405.8	411.7	1.5
Feed use	17.8	17.3	16.4	-5.7
Other uses	79.9	80.8	81.0	0.4
Trade ^{1/}	48.1	47.6	47.2	-0.9
Ending stocks	169.1	170.9	172.9	1.2

^{1/} Calendar year trade of the second year shown.

Rice production, utilization and stocks



Rice utilisation



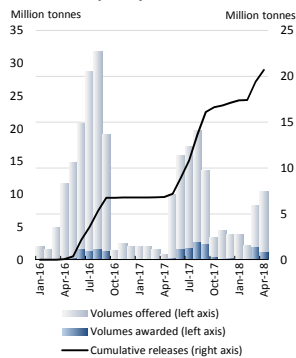
13th Session of the AMIS Global Food Market Information Group



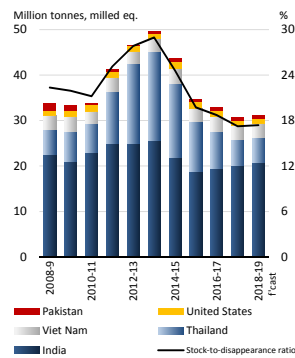
CLOSING STOCKS

To expand for the third successive season, sustained by additional build-ups in China (Mainland) and India.

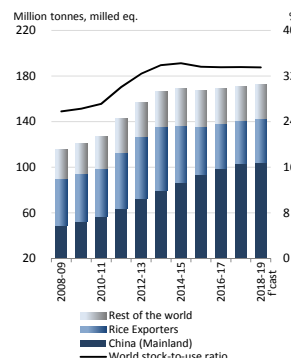
China (Mainland): Public stock auctions of paddy



Stocks in the major rice exporters



World rice stocks



13th Session of the AMIS Global Food Market Information Group

